


2024



# PRODUCT CATALOG

[WWW.CHAMPIONMETALSUPPLY.COM](http://WWW.CHAMPIONMETALSUPPLY.COM) | ADDRESS : 2527 HWY 22, RIVERSIDE, IA. 52327 | PHONE 319-331-1618

# TABLE OF CONTENTS




AG PANEL .....

PAGE 1

AG PANEL TRIMS .....

PAGE 2-4



PBR PANEL .....

PAGE 5

PBR PANEL TRIMS .....

PAGE 6-8



FF100 STANDING SEAM .....

PAGE 9

FF100 STANDING SEAM TRIM .....

PAGE 10-12




FF150 STANDING SEAM .....

PAGE 13

FF150 STANDING SEAM TRIM .....

PAGE 14-16



SS200 STANDING SEAM .....

PAGE 17

SS200 STANDING SEAM TRIM .....

PAGE 18-20



BOARD & BATTEN .....

PAGE 21



BOARD & BATTEN TRIMS .....

PAGE 22-23



ROOFING ACCESSORIES .....

PAGE 24-31

COLOR CHART .....

PAGE 32-35

ABOUT US .....

PAGE 36

# TRIMS PLACEMENT

Gutter  
Apron

6" Rake

Side Wall

Ridge Cap

F&J Trim



5.5"  
Facia

Post Wrap

Square Base

J Trim

Double  
Angle

Ratguard

# AG PANEL

## CMS AG Panel

### Exposed Fastener System

A durable, economical roofing solution for agriculture, commercial and residential projects. This type of panel is weather-resistant to increase the life of your roof. AG panels are attached with exposed fasteners used for roof and wall systems. Providing high weather-resistant and extended roof life, Ag panels are a great choice for roofing projects. These low rib, sleek looking panels are an economical decision for your building.




### Ag Panel Size



## Product Specifications

- Available in 29ga .014 AZ35 Liner Panel
- Available in 29ga .014 AZ35 40yr Select Panel
- Available in 29ga .0153 AZ50 40yr Premium Panel
- Available in Weather XL and Weather AL Crinkle Finish
- Application: Roof and Wall
- Coverage Width: 36"
- Panel Attachment: Exposed Fastener System
- Minimum Slope: 3:12
- Rib Height: 0.75"
- Rib Spacing: 9" on Center
- Available in AZ35 Galvalume
- Available in AZ50 Galvalume
- Available in G100 Galvanized

# AG PANEL TRIMS





# Ag Panel Trim

<p><b>6" CORNER</b></p>	<p><b>4" MINI CORNER</b></p>	<p><b>UPPER GAMBREL</b></p>	<p><b>LOWER GAMBREL</b></p>
<p><b>LG RESIDENTAL RAKE</b></p>	<p><b>SM RESIDENTAL RAKE</b></p>	<p><b>3-1/2" FACIA</b></p>	<p><b>5-1/2" FACIA</b></p>
<p><b>7-1/2" FACIA</b></p>	<p><b>DRIP EDGE</b></p>	<p><b>MINI GUTTER APRON</b></p>	<p><b>GUTTER APRON</b></p>
<p><b>END WALL</b></p>	<p><b>SIDE WALL</b></p>	<p><b>3-1/2" POST TRIM</b></p>	<p><b>5-1/2" POST TRIM</b></p>
<p><b>7-1/2" POST TRIM</b></p>	<p><b>DOUBLE ANGLE</b></p>	<p><b>RAT GUARD</b></p>	<p><b>SQUARE BASE</b></p>



# Ag Panel Trim

<p><b>6" RIDGE CAP</b></p>	<p><b>8" RIDGE CAP</b></p>	<p><b>10" RIDGE CAP</b></p>	<p><b>VALLEY</b></p>
<p><b>SLIDING DOOR JAMB</b></p>	<p><b>SNOW GUARD</b></p>	<p><b>J TRIM</b></p>	<p><b>SQUARE TRACK COVER</b></p>
<p><b>ROUND TRACK COVER</b></p>	<p><b>OVERHEAD DOOR J FINISHER</b></p>	<p><b>OVERHEAD DOOR DRIP FINISHER</b></p>	<p><b>DOUBLE J</b></p>
<p><b>F &amp; J</b></p>	<p><b>UPPER MOUNT F</b></p>	<p><b>LOWER MOUNT F</b></p>	<p><b>WINDOW DRIP CAP</b></p>
<p><b>SQUARE POST WRAP</b></p>	<p><b>PROFILED POST WRAP</b></p>		

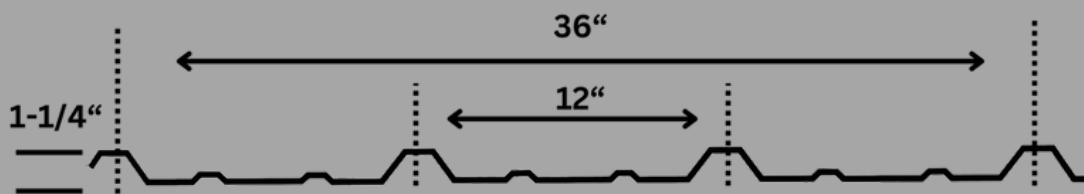
# PBR PANEL

## CMS PBR Panel

### Exposed Fastener System

PBR-Panel is a multi-use wall and roof panel used primarily in pre-engineered metal building applications. PBR-Panel is also a popular choice for commercial metal roofing. The PBR-panel is low maintenance, durable metal roofing alternative to conventional roofing. Choose from many designer colors for a sleek, attractive appearance.

#### PBR Panel Size





## Product Specifications

- Available in 26ga .0185 AZ50 Premium Panel
- Available in Sherwin Williams Weather XL finish
- Coverage 36"
- Rib Height: 1.25"
- Applications: Roof and Walls
- Minimum Slope: 1 1/2:12
- Panel Attachment: Exposed Fastener System
- Rib Spacing: 12" on Center
- Available in AZ50 Galvalume Substrate



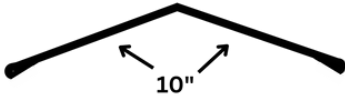
# PBR PANEL TRIMS



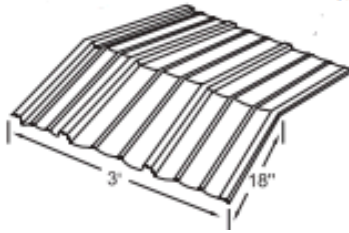


# PBR Panel Trim

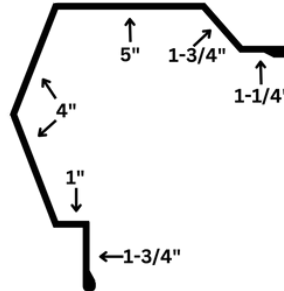
COMMERCIAL RIDGE CAP



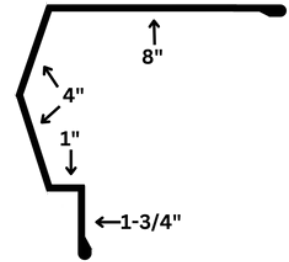
PBR PANEL FORMED RIDGE



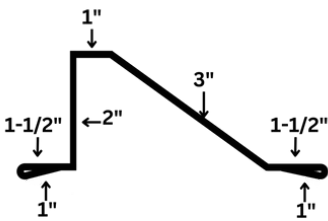
COMMERCIAL RAKE



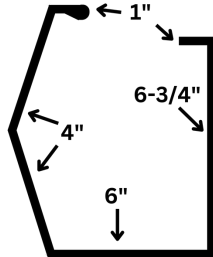
COMMERCIAL HIGH SIDE EAVE



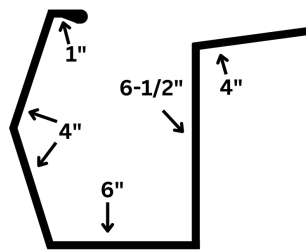
COMMERCIAL SNOWGUARD



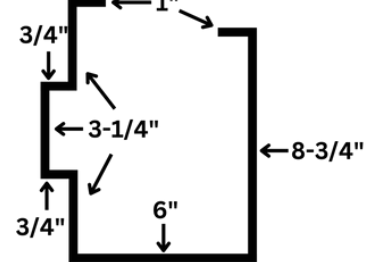
COMMERCIAL POST HUNG GUTTER



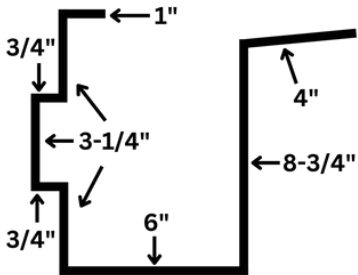
COMMERCIAL PRE HUNG GUTTER



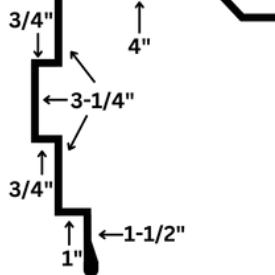
COMMERCIAL JAMES POST HUNG



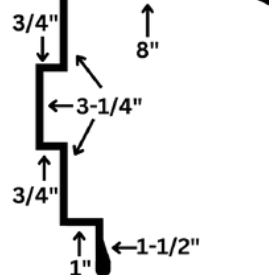
COMMERCIAL JAMES ST PRE HUNG GUTTER



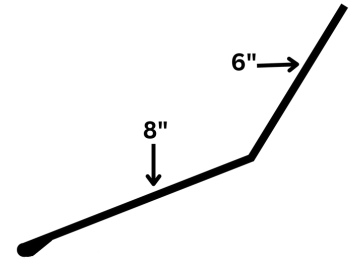
COMMERCIAL JAMES ST RAKE



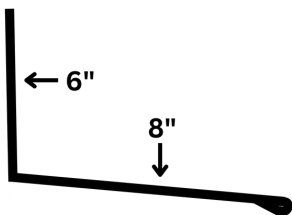
COMMERCIAL JAMES ST H.S.E.



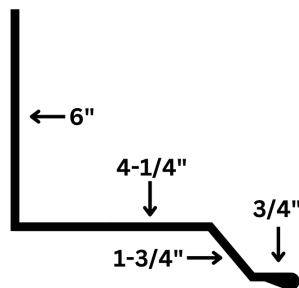
COMMERCIAL LOWER GAMBREL



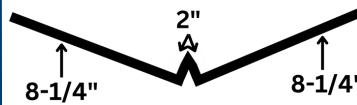
COMMERCIAL END WALL



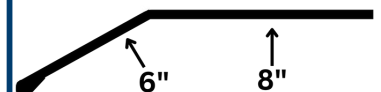
COMMERCIAL SIDEWALL



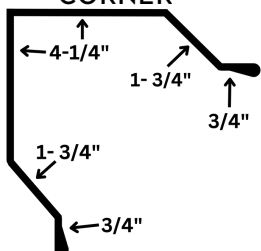
COMMERCIAL VALLEY



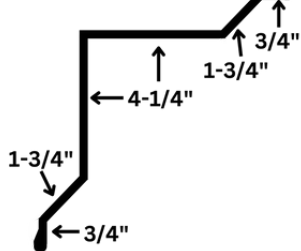
COMMERCIAL UPPER GAMBREL



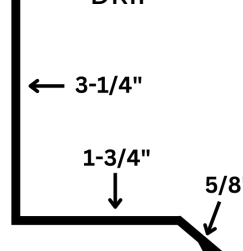
COMMERCIAL OUTSIDE CORNER



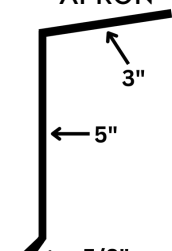
COMMERCIAL INSIDE CORNER



COMMERCIAL WINDOW DRIP



COMMERCIAL GUTTER APRON

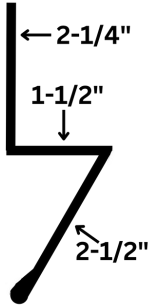




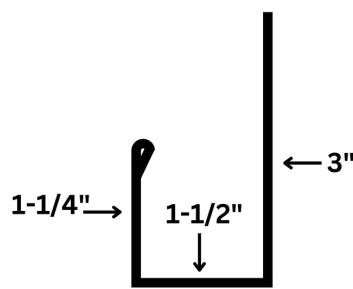
# PBR Panel Trim



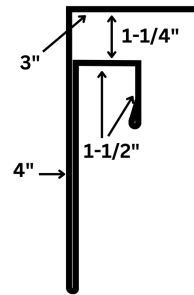
COMMERCIAL RAT GUARD



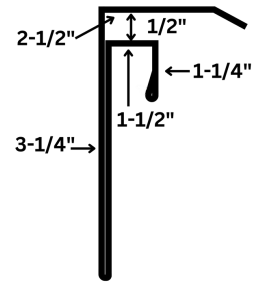
COMMERCIAL J TRIM



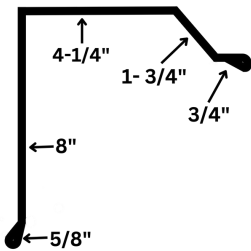
COMMERCIAL DOUBLE J



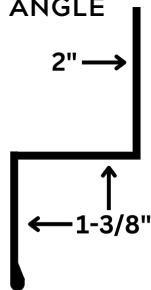
COMMERCIAL F & J



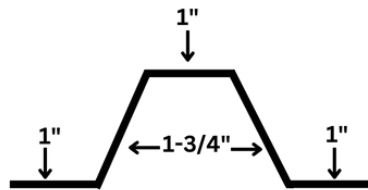
COMMERCIAL RESIDENTAL RAKE



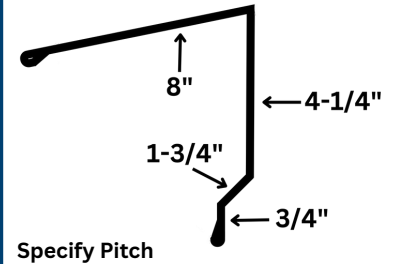
COMMERCIAL DOUBLE ANGLE



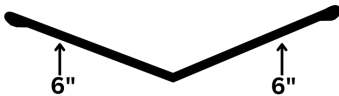
PBR PANEL GUTTER HANGER



COMMERCIAL HIGH SIDE



COMMERCIAL VALLEY COVER

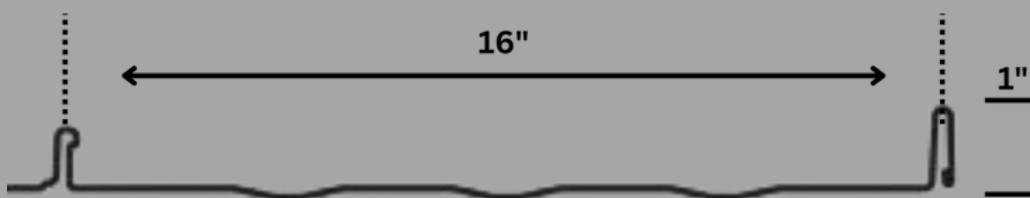


# FF100 Standing Seam

## FF100 Standing Seam Panel

One of the most durable, weatherproof roofing systems available. This type of panel has a sleek and modern look as well as a weather-tight material. CMS FF100 Standing Seam panels gives you a beautiful roof without a single screw showing. Extra protection from leaks is one of the many benefits of our FF100 Standing Seam panel. Our panels are designed to withstand the most rigorous weather condition.

### FF100 Standing Seam Panel Size



## Product Specifications

- Available in 26ga .0185 Panel Thickness
- Available in Weather XL and Weather XL Crinkle Finish 40yr paint
- Fasteners Hidden from Elements
- Rib Height: 1"
- Best Leak Prevention
- 1.0 mil Paint Thickness
- Advance Rust Blocking
- Advance Dent Resistance
- Applications: Roof
- Coverage Widths: up to 16"
- Minimum Slope: 1 1/2:12
- Panel Attachment: Snaplock overlap with Fastener Flange System
- Available in AZ50 Galvalume Substrate

# FF100 Standing Seam





# FF100 Snaplock

## Concealed Fastner Trims


<p><b>FF100 RAKE</b></p>	<p><b>FF100 CHOICE RAKE</b></p>	<p><b>F100 END WALL</b></p>	<p><b>FF100 SIDEWALL</b></p>
<p><b>FF100 UPPER GAMBREL</b></p>	<p><b>FF100 LOWER GAMBREL</b></p>	<p><b>FF100 DRIP EDGE</b></p>	<p><b>FF100 VENT RIDGE CAP</b></p>
<p><b>FF100 RIDGE CAP</b></p>	<p><b>FF100 VALLEY</b></p>	<p><b>FF100 WIDE VALLEY</b></p>	<p><b>FF100 VALLEY CLEAT</b></p>
<p><b>FF100 HIGH SIDE EAVE</b></p>	<p><b>FF100 CHOICE HIGH SIDE EAVE</b></p>	<p><b>FF100 CHOICE HIGH SIDE EAVE CLEAT</b></p>	<p><b>FF100 CHOICE RAKE CLEAT</b></p>
<p><b>FF100 Z CLEAT</b></p>	<p><b>FF100 VENTED J CLEAT</b></p>	<p><b>FF100 STANDARD J CLEAT</b></p>	<p><b>FF100 DEEP J CLEAT</b></p>



# FF100 Snaplock

Concealed Fastner Trims

COLORED RIVETS



COLOR SEALANTS



PAN HEADED SCREWS



BUTYLE TYPE




TOUCH UP PAINT



FOLDING TOOL




SNOW TRAX



SNOW DEFENDER



SNAP Z 1000TM

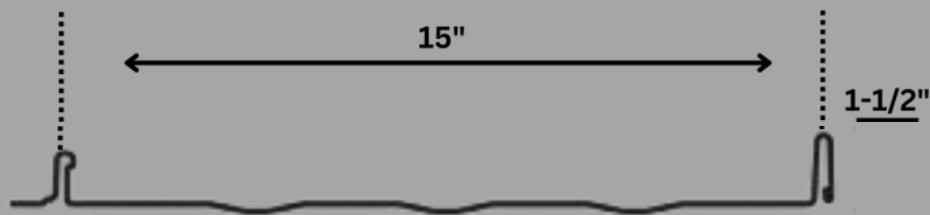


# FF150 Standing Seam

## FF150 Standing Seam Panel

One of the most durable, weatherproof roofing systems available. This type of panel has a sleek and modern look as well as a weather-tight material. CMS FF150 Standing Seam panels gives you a beautiful roof without a single screw showing. Extra protection from leaks is one of the many benefits of our FF150 Standing Seam panel. Our panels are designed to withstand the most rigorous weather condition.

### FF150 Standing Seam Panel Size





## Product Specifications

- Available in 26ga .0185 panel thickness
- Available in Weather XL and Weather XL Crinkle Finish 40yr Paint
- Fasteners Hidden from Elements
- Rib Height: 1-1/2"
- Best Leak Prevention
- Advance Rust Blocking
- Advance Dent Resistance
- Applications: Roof
- Coverage Widths: up to 15"
- Minimum Slope: 1 1/2:12
- Panel Attachment: Snaplock overlap with Fastener Flange System
- Available in AZ50 Galvalume Substrate



# FF150 Standing Seam





# FF150 Snaplock

## Concealed Fastner Trims


<p><b>FF150 RAKE</b></p>	<p><b>FF150 CHOICE RAKE</b></p>	<p><b>F150 END WALL</b></p>	<p><b>FF150 SIDEWALL</b></p>
<p><b>FF150 UPPER GAMBREL</b></p>	<p><b>FF150 LOWER GAMBREL</b></p>	<p><b>FF150 DRIP EDGE</b></p>	<p><b>FF150 VENT RIDGE CAP</b></p>
<p><b>FF150 RIDGE CAP</b></p>	<p><b>FF150 VALLEY</b></p>	<p><b>FF150 WIDE VALLEY</b></p>	<p><b>FF150 VALLEY CLEAT</b></p>
<p><b>FF150 HIGH SIDE EAVE</b></p>	<p><b>FF150 CHOICE HIGH SIDE EAVE</b></p>	<p><b>FF150 CHOICE HIGH SIDE EAVE CLEAT</b></p>	<p><b>FF150 CHOICE RAKE CLEAT</b></p>
<p><b>FF150 Z CLEAT</b></p>	<p><b>FF150 VENTED J CLEAT</b></p>	<p><b>FF150 STANDARD J CLEAT</b></p>	<p><b>FF150 DEEP J CLEAT</b></p>



# FF150 Snaplock

## Concealed Fastner Trims

COLORED RIVETS




COLOR SEALANTS



PAN HEADED SCREWS



BUTYLE TYPE



TOUCH UP PAINT



FOLDING TOOL



SNOW TRAX




SNOW DEFENDER



SNAP Z 1500TM



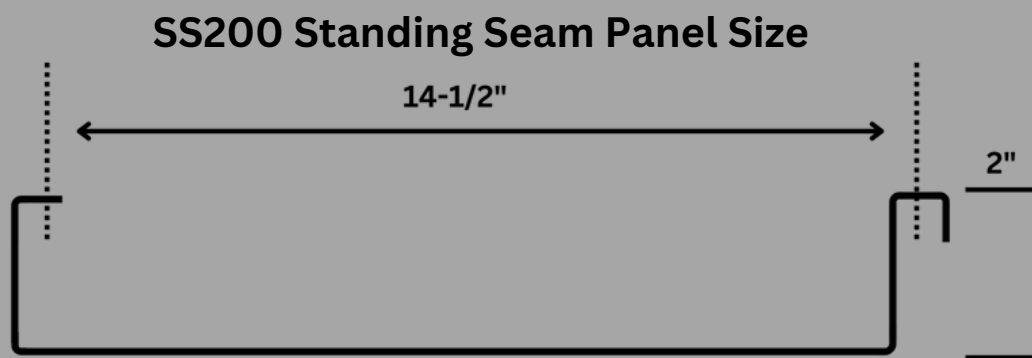
SNOW RAIL



# SS200 Standing Seam

## SS200 Standing Seam Panel


One of the most durable, weatherproof roofing systems available. This type of panel has a sleek and modern look as well as a weather-tight material. CMS SS200 Standing Seam panels gives you a beautiful roof without a single screw showing. Extra protection from leaks is one of the many benefits of our SS200 Standing Seam panel. Our panels are designed to withstand the most rigorous weather condition.



## Product Specifications

- Available in 26ga .0185 panel thickness
- Available in 24ga .0239 panel thickness
- Available in Weather XL and Weather XL Crinkle Finish 40yr Paint
- Fasteners Hidden from Elements
- Rib Height: 2"
- Best Leak Prevention
- 1.0 mil Paint Thickness
- Advance Rust Blocking
- Advance Dent Resistance
- Coverage Widths: 14-1/2"
- Minimum Slope: 1:12 pitch
- Panel Attachment: Mechanical Seam Overlap with Fastener Clip System
- Available in AZ50 Galvalume Substrate
- Butyle tape required for sealing seams
- Application: Roof

# SS200 Standing Seam



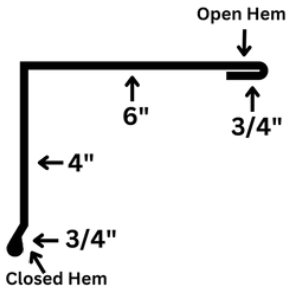


# SS200 Mech. Seam

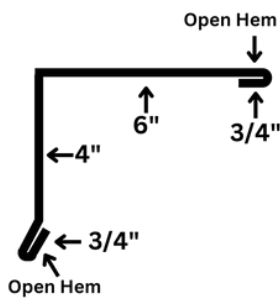
## Concealed Fastner Trims



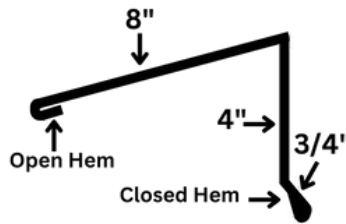
SS200 RAKE



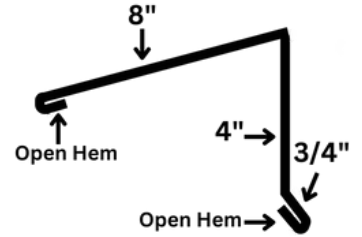
SS200 CHOICE RAKE



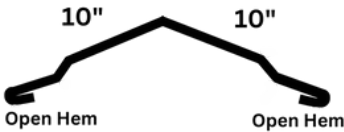
SS200 HIGH SIDE EAVE



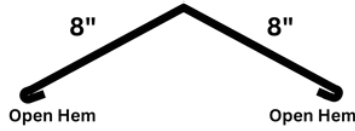
FF150 CHOICE HIGH SIDE EAVE



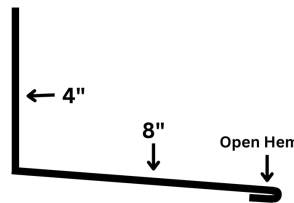
SS200 RIDGE CAP



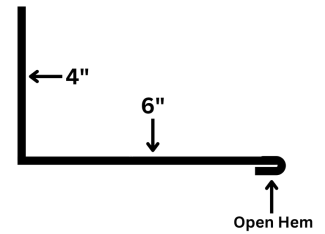
SS200 HIP CAP



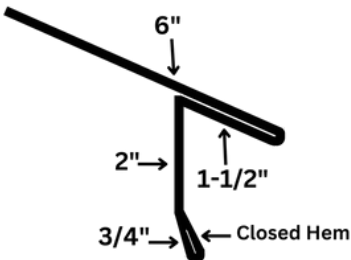
SS200 END WALL



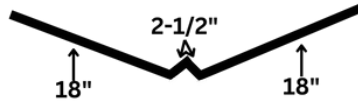
SS200 SIDE WALL



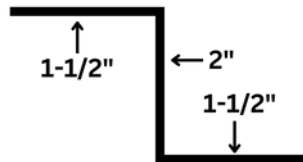
SS200 DRIP EDGE



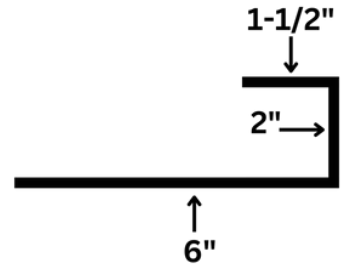
SS200 VALLEY



SS200 Z CLEAT

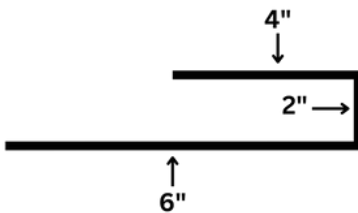


SS200 J CLEAT

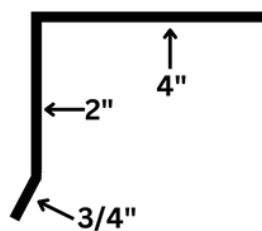


Also make it in 90\*

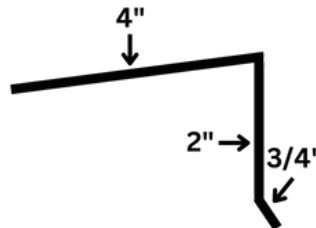
SS200 DEEP J CLEAT



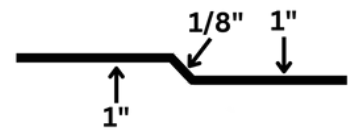
SS200 CHOICE RAKE CLEAT



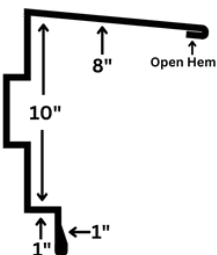
SS200 CHOICE HIGH SIDE EAVE CLEAT



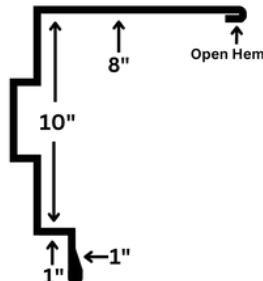
SS200 VALLEY CLEAT



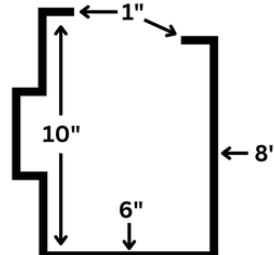
SS200 JAMES ST HIGH SIDE EAVE



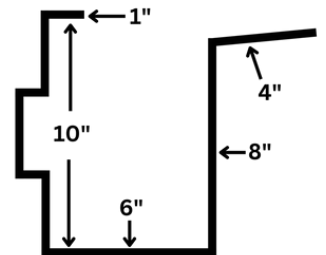
SS200 JAMES ST RAKE



SS200 JAMES ST GUTTER POST HUNG



SS200 JAMES ST GUTTER PRE HUNG



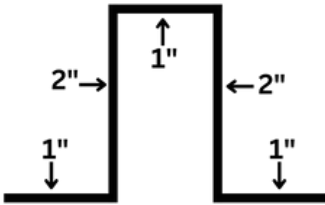


# SS200 Mech. Seam

Concealed Fastner Trims




SS200 JAMES ST  
GUTTER HANGER



SNAP Z 2000TM VENTED  
RIDGE CLOSER



SNOW RAIL



SNOW DEFENDER 1500



PAN HEADED SCREWS




COLORED RIVETS



COLOR SEALANTS



BUTYLE TYPE



TOUCH UP PAINT




FOLDING TOOL



FLOATING CLIP



FIXED CLIP




# Board & Batten

## Board & Batten Panel

Our Board & Batten panel is not only a stylish choice but a cost-effective choice. This type of panel is fade resistant and low maintenance. CMS Board and Batten exterior siding can last for many years-even decades- if properly maintained. It has minimal exposed fasteners. Weather is never an issue with this type of panel. Board and Batten siding can be installed vertically for a one-of-a-kind appearance. Even better, our board and batten siding is available in a variety of colors to match your desired aesthetic.

### Board & Batten Panel Size



## Product Specifications

- Available in 26ga .0185
- Available in Weather XL and Weather XL Crinkle Finish 40yr Paint
- Fasteners Hidden from Elements
- Rib Height: 3/4"
- Batten Width: 2"
- 1.0 mil Paint Thickness
- Advance Rust Blocking
- Advance Dent Resistance
- Applications: Walls and Ceilings
- Coverage Widths: 10-1/2 " up to 16"
- Panel Attachment: Hook & Slot overlap with Fastener Flange System
- Available in AZ50 Galvalume Substrate



# Board & Batten





# Board & Batten

## Exposed Fastner Trims



<p><b>6" B&amp;B CORNER</b></p>	<p><b>B&amp;B RAT GUARD</b></p>	<p><b>B&amp;B J TRIM</b></p>	<p><b>B&amp;B SQUARE BASE</b></p>
<p><b>B&amp;B WINDOW DRIP</b></p>	<p><b>B&amp;B DOUBLE ANGLE</b></p>	<p><b>B&amp;B DEAD END TRIM</b></p>	<p><b>B&amp;B J CLEAT</b></p>
<p><b>B&amp;B TRANSITIONAL TRIM</b></p>	<p><b>B&amp;B CORNER TRIM</b></p>	<p><b>B&amp;B Z CLEAT</b></p>	<p><b>B&amp;B INSIDE CORNER</b></p>



Use in conjunction with J Cleats & Z Cleats



# Accessories






# Accessories

## Pipe Boots

### Low Temp Pipe Boot

### Universal Roof boot Round Flexible Sleeve



Black & Gray


The Proven Choice with a 20-year warranty.

- Easy, on-site customization for superior fit
- Sleeve flexibility absorbs vibration and pipe movement causes by expansion/contraction
- Maximum resistance to ozone weathering

Ozone Resistance	70= @ 500pphm (EPDM and RS)
Ozone Resistance	25% (EPDM), 50% (RS)
Low Temp Resistance	+55*/+67°F (EPDM), +74°C/+101°F (RS)

### High Temp Pipe Boot

### Universal Roof boot Round Flexible Sleeve



Red & Gray

The Proven Choice with a 20-year warranty.

- Easy, on-site customization for superior fit
- Sleeve flexibility absorbs vibration and pipe movement causes by expansion/contraction
- Maximum resistance to ozone weathering

Ozone Resistance	70= @ 500pphm (EPDM and RS)
High Temp Resistance	Intermittent: +135°C/+275°F (EPDM), +260°C/+500°F (RS) Continuous: +100°C/+212°F (EPDM), +225°C/+437°F (RS)
Ozone Resistance	25% (EPDM), 50% (RS)

### Retrofit Pipe Boot

### Round Flexible Sleeve



The Proven Choice with a 20-year warranty.

- Easy, on-site customization for superior fit
- Sleeve flexibility absorbs vibration and pipe movement causes by expansion/contraction
- Maximum resistance to ozone weathering

Ozone Resistance	70= @ 500pphm (EPDM and RS)
Ozone Resistance	25% (EPDM), 50% (RS)
Low Temp Resistance	+55*/+67°F (EPDM), +74°C/+101°F (RS)


Pipe Range	Mini 0"- 3/4"	#1 1/4"-2-1/2"	#2 1-3/4"-3"	#3 1-1/5"-5"	#4 3"-6-1/4"	#5 4-1/4"-7-3/4"	#6 5"-9"	#7 6"-11"	#8 7"-13"	#9 9"-19"
Base	4" (101mm)	3-1/4" (82mm)	6-1/4" (158mm)	7-3/4" (196mm)	9-1/4" (234mm)	10-1/2" (266mm)	13" (330mm)	14-1/2" (368mm)	16-1/2" (412mm)	25-1/4" (641mm)



# Accessories

## Sealant

### Butyl Tape



- Trimmable joints and end lap sealing tape
- Non-staining, permanently flexible
- Seals around windows, doors, roof vents, and more
- Roll won't telescope from heat before installation
- Keeps even hot metal roofing panels in place no melting or oozing
- Made in the USA
- Economical
- 40 Year limited warranty

This versatile, trimmable, end-lap dealing tape joins metal to metal, and seals around windows, doors, roof vents, stacks, access doors and other penetration points. non-staining and permanently flexible, mastix stays in place with no melting or oozing, even in extreme heat.

<b>Color</b>	Off-white to gray
<b>Solubility in water</b>	Insoluble
<b>Size</b>	3/32"x3/8"x45' or 3/32"x 1"x45' or 3/32"x2.5"x 45'
<b>Reactivity Hazard</b>	0-Minimal
<b>Flammability</b>	0-Minimal
<b>Chemical Name</b>	Isobutylene
<b>Appearance</b>	Soft, pliable gum

### Emseal



- Expands from 1/4" to 1"
- Follows, flexes, expands, compresses to fit
- UV stable
- Universally adaptable to most roof panels, including hips and valleys
- Highly resistant to bugs and vermin
- Maintains seal in heat and cold
- Will not leech out or stain
- Economical
- 40 year limited warranty

Emseal expands from 1/4" to 1" allowing it to fill any shaped gap in the construction of metal buildings, doors and windows, concrete, wood and more. It is adaptable to most roof panels, including hips and valleys. Highly resistant to bugs and vermin, Emseal maintains it's seal in heat and cold and will not leach out or stain.

<b>Color</b>	Base foam is black, other colors available
<b>Density</b>	10lbs./cu Ft. (150kg/m3)
<b>Thermal Conductivity</b>	12, 106 BTU (hr.) (ft2) (*F/ft)
<b>Temp Stability Range</b>	-25°F to 212°F
<b>Flammability</b>	UL 94 HF1, Self-extinguishing, DIN 4102, B1 Compression @ 50%, B2 Compressed
<b>Weather Resistance</b>	Excellent
<b>Compression Set</b>	Maximum 2%
<b>Tensile Strength</b>	21.8 psi
<b>Manufacturer's Lab</b>	-40°C to 120°C



# Accessories

## Closure Foam/Vented Ridge

Custom fit foam closure system



**AG PANEL OUTSIDE**



**R PANEL OUTSIDE**



**AG PANEL INSIDE**



**R PANEL INSIDE**

Closure-Foam comes in 2 standard profiles to match the rib pattern of Ag Panel & R Panel. Outside Closure is designed to seal on the outside of the panel and Inside Closure is designed to seal underneath the panel. It is Designed to stay put, industrial adhesive eliminates blow away problems with a 1/4" adhesive bead applied to either the flat or the ribbed side of Closure-Foam. It even adheres in subfreezing temperatures and on wet surfaces. Closure-Foam is economically priced without sacrificing quality.

- Full 1/4" bead of adhesive.
- Excellent UV resistance/long lasting seal.
- no excess scrap for easier cleanup.
- holds up to -25°F.
- Easy Application

### Low Profile Ridge Vent



**VENTED RIDGE CLOSURE**

Our Vented Ridge Closure strip includes Python polyester vent material inserts for a snug fit and optimum ventilation at a cost lower than traditional fans and louvers. Made with recycled materials, it features a 40-yr warranty and proprietary adhesive for a superior net-free ventilation that reduces condensation and helps lower utility costs. This durable, modified polyester is a non-woven, non-wicking, fiber-based matting. Its specially cut contours provides a custom, low-profile fit for any pitch and is available in AG Panel & R panel profiles. Vented Ridge Closure provides a superior net-free ventilation area that helps keep out moisture, pests and dust. Plus, it can be installed by just one person in two easy steps.

- Lower, custom fit profile
- Custom-cut profiles for snug fit
- Helps reduce utility cost.
- Moisture and pest barrier
- Easy to installation
- Non-obstructive appearance
- Superior net-free ventilation reduced condensation

### Universal Smart Vent



**UNIVERSAL SMART VENT**

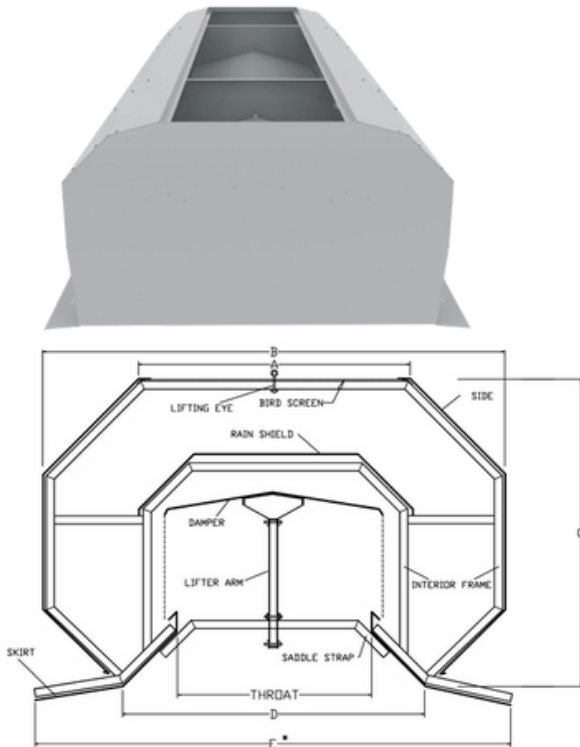
- Fits multiple profiles
- Helps reduce utility cost.
- Moisture and pest barrier
- Easy to install
- Non-obstructive appearance
- Superior net-free ventilation reduced condensation



# Accessories

## Vented Ridge

### 9-12" Throat Ventilator



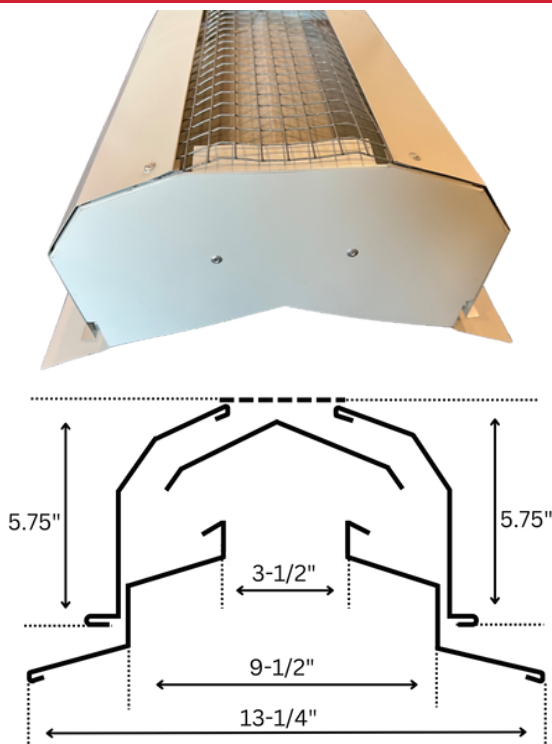
### 9-12" Throat Commercial Ventilator

- 10' Long Ventilator
- 1/2" Galvanized Mesh
- All Exposed Edges Hemmed
- Rain Diverter (metal)
- Continuous Draining Space
- 2" Nailing Flange
- Idea; for large Attic or Entire Building Ventilation such as Warehouses and Industrial Buildings

### Dimensions

Throat	A	B	C	D	E
9"	13"	21-1/4"	14-1/2"	16"	28-1/4"
12"	17"	28-1/2"	18"	20-3/4"	33"

### 3.5" Throat Ridge Vent



### RV35 Ridge-Vent

### 10' long low profile ventilator

- 1/2" Galvanized Mesh
- All Exposed Edges Hemmed
- Rain Diverter (Metal)
- Continuous Drainage Space
- 2" Nailing Flange Ideal for large attic or entire building ventilation such as horse, cattle or poultry buildings
- 3-1/2" unrestricted throat with 36 sq. inches of free area per lineal foot
- 13-1/4" overall coverage, with wider flanges available
- Use in conjunction with an equal area of vented soffit material or louvers for maximum air flow (36 sq in per lineal foot, 2.5 sq ft per vent)



# Accessories

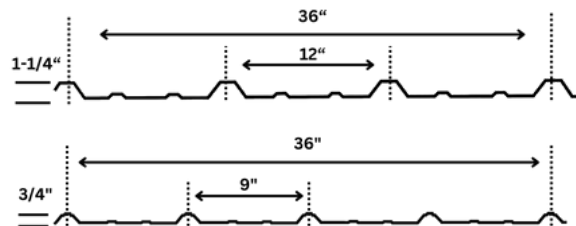

## Polycarbonate Panel

### Available in:

- 12' R Panel Profile Clear
- 12' R Panel Profile White
- 12' Ag Panel Profile Clear
- 12' Ag Panel Profile White

#### EXCELLENT LIGHT TRANSMISSION

- PROVIDES FREE NATURAL LIGHT ENERGY
- MORE PRODUCTIVE LIVESTOCK
- REDUCES RUNNING COSTS OF BUILDING
- DAMAGE & IMPACT RESISTANT
- 200 TIMES STRONGER THAN GLASS
- HIGH OPTICAL CLARITY
- PERFORMS WELL IN EXTREME TEMPS
- CHEMICAL RESISTANT
- LIGHTWEIGHT, EASILY HANDLED & INSTALLED
- EXCELLENT FIRE PERFORMANCE
- LONG LASTING UV PROTECTION
- 10-YEAR LIGHT TRANSMISSION
- 3-YEAR WEATHER BREAKAGE WARRANTY



## Roof Sealant

- Paintable, Full UV protection
- Skins in 1 hour
- 4 Season application
- Mold and Mildew resistant
- Cures to a tough flexible bead
- Field proven for over 30 years
- Max Coverage: 14 linear feet
- 10 Ounce tubes
- Single tube or Carton of 12



The NPC Sealants Solar Seal #900 is a terpolymer rubber adhesive and sealant. It is a high performance colored alternative to any silicone or urethane chemistry. This sealant by NPC Sealants is manufactured for commercial and high end residential jobs. Solar Seal 900 is formulated to work for materials such as vinyl, fiber-cement siding, fiberglass, cedar, metal roofing and panels, brick, masonry, sky lights, sun rooms, truck trailers, termination bars, clay tiles, copper, curtain walls, cured concrete, and flashing.





# Accessories

## Fasteners

### Metal to Wood



3/4" Stitch



1" High Low



1.5" High Low



2" High Low



3" High Low

- Type-17 26-degree sharp point
- Bonded sealing washer

- High major thread with low minor thread
- 1/4" hex head

### Metal to Metal



7/8" Stitch



1.25" self-driller



2" self-driller

- Self-drilling Tip
- Bonded sealing washer
- 5/16" Hex head

### Miscellanea



1" Pan Head  
Self-driller



1" Pan Head  
wood screw



1.5" Pan Head  
Self-driller



3" Decking  
screw



pop rivets



# Accessories

## Cupolas



### Cupola Sizes:

- 2x2
- 3x3
- 4x4
- 6x6

### Window Options

- White
- Black

Specify pitch of roof

### Specify colors

- Base
- Sides
- Roof

Louvered sides or windowed sides

## Peel and Stick Ice and Water



### Specs

- Roll Size: 36"x67'
- Roll Weight: 55 lbs



### Benefits:

- Easy to handle
- Skid-resistant polymer coating and proprietary Fiber Claw walking surface dynamic steep slope traction.
- Stronger than type 15 or 30 felt
- Lighter than type 15 or 30 felt
- Won't buckle, warp, or crack: superior lay-flat properties and water resistance keeps HydraShell Premium Ice and Water from warping, wrinkling, and cracking in cold weather.
- Warranty: Lifetime limited warranty.



# Accessories

## HydraShell Premium Underlayment



**Roll Size**  
 • 48"x250'




Hydra Shell underlayment is among the safest, strongest and best-performing underlayment's on the market. Woven of heavyweight polymer fabric, Premium underlayment offers superior strength and durability, steep-slope traction, water resistant, a wrinkle free surface, and resistance to UV breakdown. The textured woven fabric surface offers dynamic traction and is ideal for steep slopes in a variety of weather conditions. Hydra Shell Premium is rated for commercial and residential applications using plastic caps and roofing nails (3/8" head), and is ideal for roof underlayment for metal, tile, slate and variety of other sloped roofing.

### Features and Benefits:

- Safer: Skid-resistant polymer coating and proprietary Fiber Claw™ walking surface offers dynamic steep slope traction.
- Stronger than Type 15 or 30 felt and easier to handle during installation.
- Lighter than Type 15 or 30 felt and easier to handle during installation.
- Won't buckle, warp, or crack: Superior lay-flat properties and water resistance keeps HydraShell™ Premium from warping, wrinkling, and cracking in cold weather.
- Easy to apply
- Warranty: Lifetime limited warranty applies to HydraShell™ Premium.

## Single Bubble Metal Insulation



**Roll Size**  
 • 6'X125'



### Benefits:

- Blocks Radiant Heat Transfer.
- Prevents Interior Condensation
- Unaffected by Humidity
- Will not Mold or Mildew
- Easy to handle and Install
- Safe, non-toxic and non-carcinogenic
- UV Resistant



# Accessories

## Standing Seam Backer Rod

Standing Seam backer Rod is a flexible, extruded closed cell foam product that is 5/8" diameter and comes with adhesive backing. Many installers use backer rod to help prevent oil canning of non-riated standing seam metal roof panels. Our Standing Seam backer rod is an innovative product that comes with an adhesive backing for saving a time saving way to apply backer rod to the panels. Backer Rod can be easily trimmed to the precise size needed for upcoming Standing Seam Projects.



### Roll Size

- 1500' length


### Features and Benefits:

- Relieves internal stresses and waviness
- Easy to install
- Helps minimize Oil Canning
- Closed-cell Foam

## Box Gutter Expansion Joint

### Features and Benefits:

- Expandable edge strips flashing in grey
- flashes hi-rib and standing-seam profiles
- stretch and form to fit and seal
- Flash between dissimilar materials
- Ideal for square ducts, chimneys, skylights
- 20-year warranty



### Roll Size

- 9" wide X 12', 33' and 50' length



# Color Chart



# Color Chart

## Smooth Paint Colors

Bright White	Alamo White	Light Stone	Ivory
Ash Gray	Tan	Taupe	Burnished Slate
Pewter Gray	Charcoal	Brown	Copper
Ocean Blue	Gallery Blue	Hunter Green	Dark Green
Crimson Red	Rustic Red	Burgandy	Galvalume
Matte Black	Shiny Black		



# Color Chart

## Textured Paint Colors



# Color Chart

## Paint Color Chart

● Available Now  
● Special Order

*TX	Textured	AG Panel			PBR	SS
<u>SS</u>	Standing Seam	29 Ga. .015 P 40 YR.	29 Ga. .014 30 YR.	29 Ga. .015 G100	26 Ga. .018	26 Ga. .018 SS
<u>P</u>	Premium					
	Brilliant White	●	●	●	●	●
	Alamo	●		●	●	●
	Ash Gray	●	●	●	●	●
	Pewter Gray	●		●		●
	Charcoal	●	●	●	●	●
	Ivory	●		●		●
	Light Stone	●	●	●	●	●
	Tan	●	●	●	●	●
	Taupe	●	●	●	●	●
	Brown	●	●	●	●	●
	Burnished Slate	●	●	●	●	●
	Crimson Red	●	●	●	●	●
	Rustic Red	●	●	●	●	●
	Burgandy	●	●	●	●	●
	Ocean Blue	●		●	●	●
	Gallery Blue	●	●	●	●	●
	Hunter Green	●		●	●	●
	Dark Green	●	●	●	●	●
	Shiny Black	●	●	●	●	●
	Black	●	●	●		●
	Copper	●		●	●	●
	Bare Acrylic	●				●
	White *TX	●				●
	Light Stone *TX	●				●
	Ash Gray *TX	●				●
	Taupe *TX	●				●
	Brown *TX	●				●
	Charcoal *TX	●				●
	Black *TX	●				●
	Burnished Slate *TX	●				●
	Red *TX	●				●
	Rust *TX	●				●
	Burgandy *TX	●				●
	Green *TX	●				●
	Blue *TX	●				●





# About Us





# About Us

## Our Company Value

### *Service:*

*We are committed to delivering what you need, when you need it.*

### *Quality:*

**We Believe you deserve the best; therefore, we provide High-quality metal product that ensure solid results.**

### *Value:*

**It's not just about making the sale for us, it's about making your project, whatever it is, come true.**

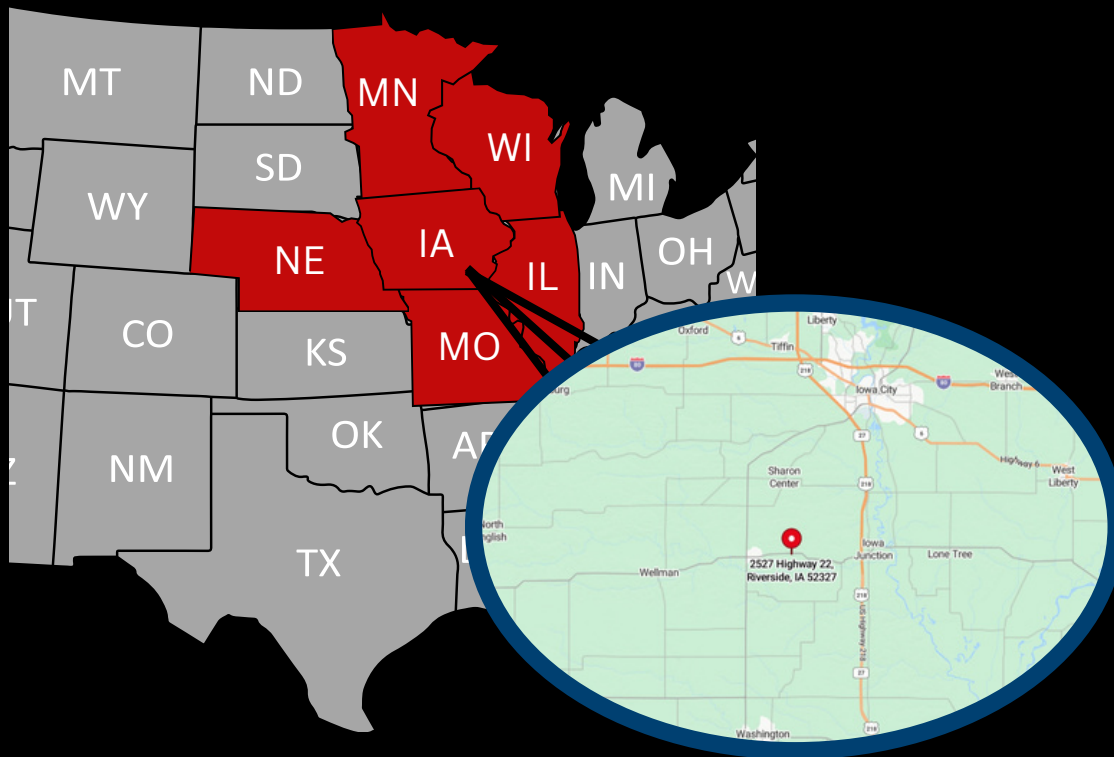




# About Us


## *Our Promise to You*

**We make metal easy. We're here for you. We know what you need and what you expect, and we will deliver top quality Customer Service and Professional value, with a product that will satisfy, and a team that makes sure you get what you need, when you need it.**



## *Our Service Area*

**We Service Iowa, Illinois, Missouri, Wisconsin, Minnesota and Nebraska**



YEAR 2024